



District Report Card: 2017


State: Bihar	District: Purba Champaran
Class: 3	Subject: Language
Schools: 61	Students: 1275


Participation/Coverage


Students

<div>GENDER</div> <div></div>	Boys		Girls	
	Number	%	Number	%
	567	44.47	708	55.53

<div>AREA</div> <div></div>	Rural		Urban	
	Number	%	Number	%
	1265	99.22	10	0.78

<div>CATEGORY</div> <div></div>	SC		ST		OBC		GEN	
	Number	%	Number	%	Number	%	Number	%
	170	13.33	25	1.96	954	74.82	126	9.88

<div>CWSN</div> <div></div>	LD	VI	HI	S&LD	ID	Oth
	2	5	3	0	2	0

<div>Management</div> <div></div>	Government		Government-aided	
	Number	%	Number	%
	1275	100.00	0	0.00

Average Performance of Students in Language (%)

Overall	Gender		Area		Management		Social Group			
	Male	Female	Rural	Urban	Govt.	Aided	SC	ST	OBC	GEN
60.78	61.48	60.22	60.92	42.67	60.78	0.00	57.06	63.47	61.05	63.23

Performance on Learning Outcomes (LOs)

Learning Outcomes	Description	Average Performance(%)
L304	Reads small texts with comprehension i.e., identifies main ideas, details, sequence and draws conclusions	62.12
L312	Reads printed scripts on the classroom walls: poems, posters, charts etc.	58.10

Range of Performance of Students who Answered Correctly							
Below 30%		30% - 50%		50% - 75%		Above 75%	
Number	%	Number	%	Number	%	Number	%
163	12.78	279	21.88	405	31.76	428	33.57

Lowest Performing Learning Outcomes (LOs)

1 - Reads printed scripts on the classroom walls: poems, posters, charts etc. (58.10)

2 - Reads small texts with comprehension i.e., identifies main ideas, details, sequence and draws conclusions (62.12)